


momoko



取扱説明書

How to Enjoy Playing with momoko DOLL



Photograph:momiji

INTRODUCTION

Dress-up dolls that you had adored when you were a child.

"Cute" and "cool", "contemporary" and "reality" that you had learned about as you grew up.

The real fashion doll "reflects the trends of contemporary Tokyo" with full of "memories" to this day. Creativity and imagination are unchanged. She is a photographic subject, a coordinate model, a tool for SNS; "momoko DOLL" is the real fashion doll in 1/6 scale.

Here is the "Instruction Manual" with joyful tips for playing with momoko DOLL!


STEP
1



The real pleasure of fashion doll is of course dress-up as well as layered style. Enjoy coordination as the way you feel!

STEP
2

Once you decide on the shoes, coordination is settled. Choose the shoes first when you are confused.





A pair of tweezers would be handy for details of the clothes. Be careful not to damage the fabric or the body with the pointed end.



momoko DOLL's clothes are exquisitely crafted, they are made to be fit. Please dress her up slowly and carefully.


momoko DOLL's shoes are truthfully designed, there is a difference between the right and the left.

Make sure not to mix them up.



momoko DOLL's clothes have many string loops in order to make the clothing outline look sharp. Be careful not to cut the strings.



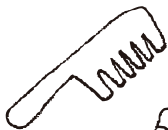


Putting a pair of socks on her hands would be convenient when you dress her up in a knit wear, etc.



Arrange momoko DOLL's hair
by gently stroking her head.
You would feel relaxed.






Don't throw
away the sleeve,
please put it on
when you don't
play with me

Watch out for fluffy bangs and messy hair. Fix her hair by putting some water on or using a comb.

STEP
9

After you enjoyed dressing her up, don't forget to straighten her clothes. Especially, take a close look at the collar, the sleeves and the hem.




STEP
10




Let momoko DOLL stand up firmly and vertical to the earth by maintaining her balance.

**STEP
11**

Tilt her head a little, arrange her hands placement. Keep in mind to have her pose in a relaxing mood. Try all kinds of impressions from cool to cute.




STEP
12



Any camera is OK for momoko DOLL from a camera phone, a compact digital camera, to a single lens reflex camera. She does not choose a camera.


**STEP
13**



**Lean her against a tree.
Place her gently on a bookshelf.
Be creative with backdrop, accessories and situations for taking photos with momoko DOLL and enhance your doll life.**

**STEP
14**

Let her stand up or sit down, move momoko DOLL around as well as yourself and try various camera angles.



STEP
15

STEP
16

Keep the focus on her eyes,
that's the basic.





Don't think too much, follow your instinct.



And lastly, forget everything about this "Instruction Manual" and take many photos with lots of love!



momoko DOLL PROFILE

"momoko" celebrates her 20th anniversary as the "real-fashion" doll for mature women. Produced by Namie Manabe who is the art director of PetWORKs, "momoko" is the real-fashion doll in 1/6 scale (height approximately 27cm) that reflects the trends of contemporary Tokyo. Since her debut in August 2001, "momoko" has been widely accepted as an indies doll not only by doll collectors but also by women in the 20's to 30's who were not interested in fashion dolls before. As a stylish fashion doll or as an art; stoic precision in her fashion style and accessories are recognized in various ways. In addition to making CM appearances and modeling, she has been active in crossovers with fashion brands, artists and musicians. She is currently growing into the leading brand of fashion doll.

Official website
www.momokodoll.com

momoko doll 20周年記念